

CIERRA PUERTAS

CONCEALED DOOR CLOSERS F6200 SERIES

FRD


Power Size 3



LISTED

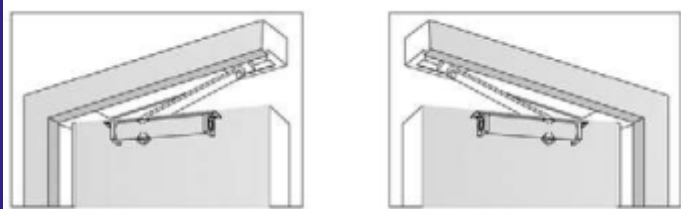
ANSI

**10 YEAR
WARRANTY**



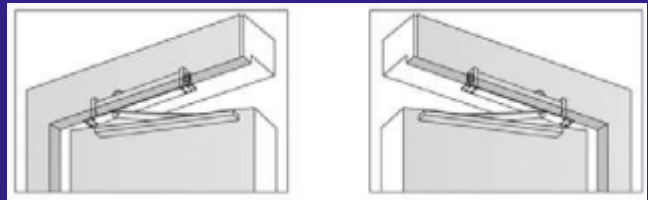
STANDARD FEATURES

- Cast Aluminum body
- Closing force size EN 2/3/4 selectable
- Non handed
- Standard closing and latching
- Standard hold open function
- Standard and transom mounting
- Finish: silver; others upon the request

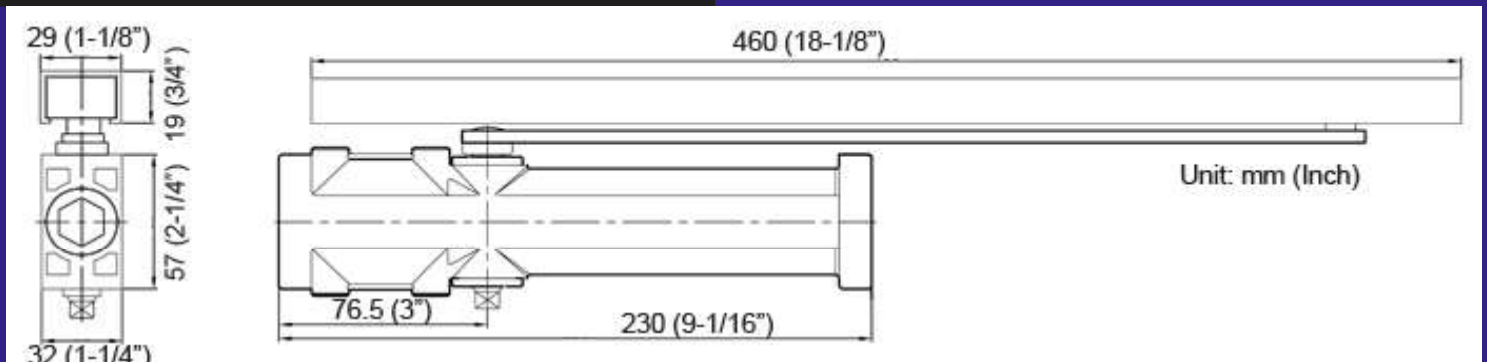


OPTIONAL FEATURES

- Polished Chrome (Only for mounting plate)



TECHNICAL DIMENSIONS.



SELECTION CHART

Art No.	Closing force	Door Mass	Max Door Width	Remarks
F6202G	EN 2	20-40 Kg	850 mm	
F6203G	EN 3	40-60 Kg	950 mm	

D-INOX®