

PUERTAS CORTAFUEGO DE METAL



CERTIFICADOS:



Intertek




TIPOS




F



V



G



N

16GA (1.5mm), 18GA(1.1mm), 20GA(0.9mm)
Cold-rolled or galvanized steel skins.
Construction is 1-3/4" thick.

Hinge, closer, lock and strike plate reinforcements
shall be provided.

Hinge reinforcement: 10GA(3.5mm)

Closer reinforcement: 12GA(2.5mm)

Lock reinforcement: 16GA(1.5mm)

Strike plate reinforcement: 16GA(1.5mm)

The top, bottom and side closures are fabricated
from 16GA(1.5mm) thick channel shaped steel section
welded to the front and back door skins.

Flush top channel: 16GA(1.5mm)
Standard seamless edge.




Frame Other locations are available. We make to request.

SIZE	A	B	C	D	E
6'8"	7-1/2"	37-7/16"	67-3/8"		39-11/16"
7'0"	7-1/2"	39-7/16"	71-3/8"		43-11/16"
7'2"	7-1/2"	40-7/16"	43-3/8"		45-11/16"
8'0"	7-1/2"	32-51/64"	58-3/32"	83-25/64"	55-11/16"

Door Other locations are available. We make to request.

SIZE	A	B	C	D	E
6'8"	7-3/8"	37-5/16"	67-1/4"		39-9/16"
7'0"	7-3/8"	39-5/16"	71-1/4"		43-9/16"
7'2"	7-3/8"	40-5/16"	73-1/4"		45-9/16"
8'0"	7-3/8"	32-43/64"	57-31/32"	83-17/64"	55-9/16"

For mortise lock, dimension E is 3/8" greater.



D-INOX®